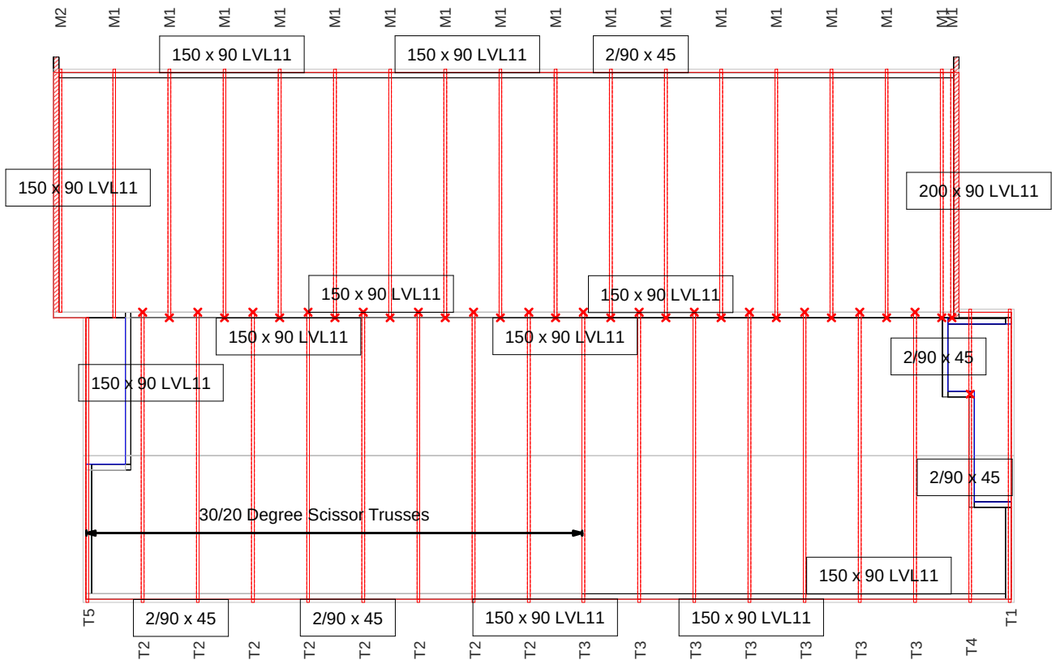


If Ceiling Battens Are Not Being Direct Fixed To The Bottom Chord Of The Truss, Bottom Chord Restraints Will Be Required At 1800mm Crs Max.

All Lintels Designed As Per Truss Loadings.
Lintel Design Valid Only With Truss Tech Supplied Lintels.
All Lintels Are Designed As SG8 Unless Otherwise Stated.

All Walls Shown On Layout Are Loadbearing.
Rib Raft Floor System To Be Designed By Others.
Refer Slab Thickening Detail Sheet. Sheet 3
All Other Truss Loads On Internal Walls Are Under 8.0Kn.

FTMA NEW ZEALAND

TRUSS TECH

## BUILDABLE LAYOUT

Customer: NZCAD
Site Address: Glenfoyle
Northlake Development

Job Details:

| | |
|---|---|
| Roofing: | Longrun |
| Pitch: | 30.00 Deg. |
| Truss Spacing: | 900 |
| Design Wind Velocity: | 44.00 m/s (Ult.) |
| Detailer: | Liam Robertson |

Job Ref: 160724P
Scale: 1:100
Date: Tuesday, 16 August 2016
Sheet: 1 Of 5

pryda

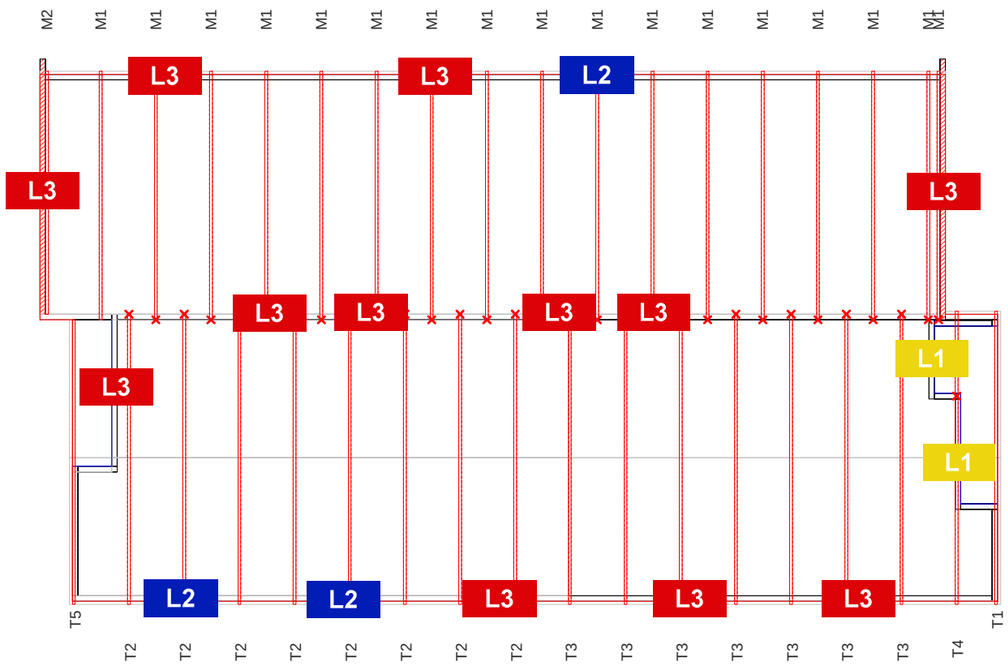


## TIMBER LINTEL FIXING - 1.4KN

Consent Doc. Ref. L1

L1

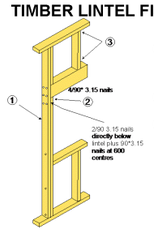


(1) For trimming stud thickness refer to Table 8.5 NZS3604:2011. Additional studs to that shown to have a minimum stud to stud fixing of 11/90*3.15 diam. nails

(2) Refer to Pryda Wallplate to Stud Joint Fixing Guide

(3) Where a doubling stud which provides support for a lintel is shorter by 400mm or more than the full stud height, its thickness shall not be included as contributing to the thickness of trimming studs.

## TIMBER LINTEL FIXING - 2.8KN

Consent Doc. Ref. L2

L2

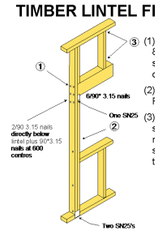


(1) For trimming stud thickness refer to Table 8.5 NZS3604:2011. Additional studs to that shown to have a minimum stud to stud fixing of 11/90*3.15 diam. nails

(2) Refer to Pryda Wallplate to Stud Joint Fixing Guide

(3) Where a doubling stud which provides support for a lintel is shorter by 400mm or more than the full stud height, its thickness shall not be included as contributing to the thickness of trimming studs.

## TIMBER LINTEL FIXING - 8.0KN

Consent Doc. Ref. L3

L3

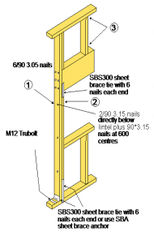


(1) For trimming stud thickness refer to Table 8.5 NZS3604:2011. Additional studs to that shown to have a minimum stud to stud fixing of 11/90*3.15 diam. nails

(2) Refer to Pryda Wallplate to Stud Joint Fixing Guide

(3) Where a doubling stud which provides support for a lintel is shorter by 400mm or more than the full stud height, its thickness shall not be included as contributing to the thickness of trimming studs.

## TIMBER LINTEL FIXING - 14KN

Consent Doc. Ref. L4

L4

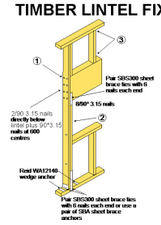


(1) For trimming stud thickness refer to Table 8.5 NZS3604:2011. Additional studs to that shown to have a minimum stud to stud fixing of 11/90*3.15 diam. nails

(2) Refer to Pryda Wallplate to Stud Joint Fixing Guide

(3) Where a doubling stud which provides support for a lintel is shorter by 400mm or more than the full stud height, its thickness shall not be included as contributing to the thickness of trimming studs.

## LOADED DIMENSION DETERMINATION

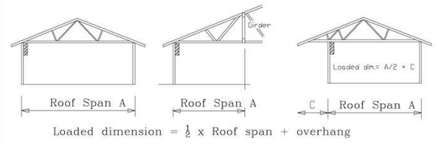


FTMA NEW ZEALAND

TRUSS TECH

# LINTEL FIXING DETAILS

Customer: NZCAD
Site Address: Glenfoyle
Northlake Development

Job Details:

| | |
|---|---|
| Roofing: | Longrun |
| Pitch: | 30.00 Deg. |
| Truss Spacing: | 900 |
| Design Wind Velocity: | 44.00 m/s (Ult.) |
| Detailer: | Liam Robertson |

Job Ref: 160724P
Scale: 1:100
Date: Tuesday, 16 August 2016
Sheet: 2 Of 5

pryda

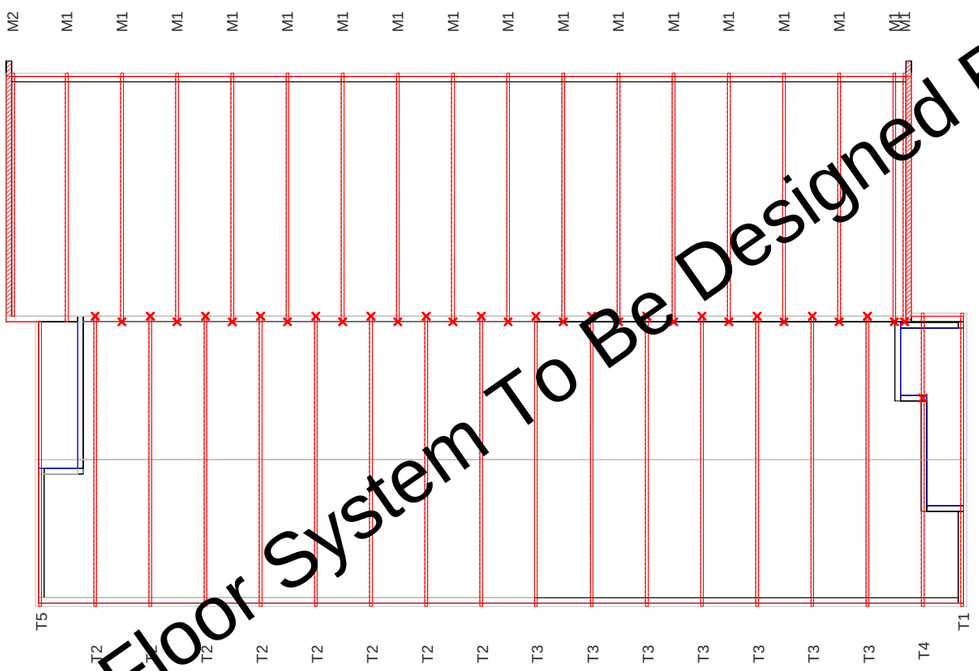


Rib Raft Floor System To Be Designed By Others

**INTERNAL CONCRETE FOUNDATION SUPPORT REQUIREMENTS - 12KN**

Consent Doc. Ref. LB1

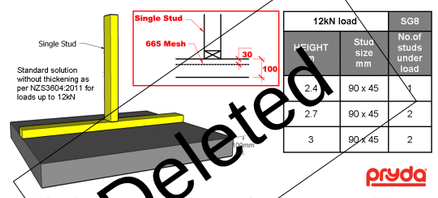


| 12kN load | | SG8 |
|---|---|---|
| HEIGHT m | Stud size mm | No.of studs under load |
| 2.4 | 90 x 45 | 1 |
| 2.7 | 90 x 45 | 2 |
| 3 | 90 x 45 | 2 |

pryda

Minimum Requirement For Internal Loadbearing Walls

Deleted

**INTERNAL CONCRETE FOUNDATION SUPPORT REQUIREMENTS - 24KN**

Consent Doc. Ref. LB2

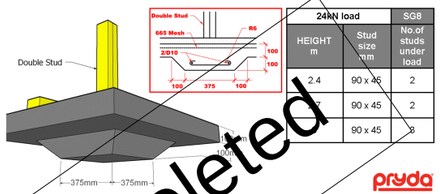


| 24kN load | | SG8 |
|---|---|---|
| HEIGHT m | Stud size mm | No.of studs under load |
| 2.4 | 90 x 45 | 2 |
| 2.7 | 90 x 45 | 2 |
| 3 | 90 x 45 | 3 |

pryda

LB2

Deleted

**INTERNAL CONCRETE FOUNDATION SUPPORT REQUIREMENTS - 36KN**

Consent Doc. Ref. LB3

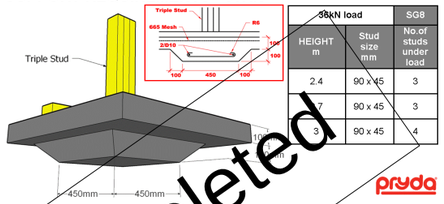


| 36kN load | | SG8 |
|---|---|---|
| HEIGHT m | Stud size mm | No.of studs under load |
| 2.4 | 90 x 45 | 3 |
| 2.7 | 90 x 45 | 3 |
| 3 | 90 x 45 | 4 |

pryda

LB3

Deleted

Design Assumptions
1. Buildings within NZS3604:2011 limits- truss spans within 12m.
2. Truss spacing no greater than 1200.
3. Timber shown in studs MSG8 or better.
4. Soil conditions 300kPa ult. bearing capacity or better as per NZS3604:2011 Ch.3.
5. Where 2 or more studs are required, the concentrated load face will be within 50mm of the centre of support.
6. The number of top plates to be determined from NZS3604:2011

FTMA NEW ZEALAND

TRUSS TECH

SLAB THICKENING DETAILS

Customer: NZCAD
Site Address: Glenfoyle
Northlake Development

Job Details:
Roofing: Longrun
Pitch: 30.00 Deg.
Truss Spacing: 900
Design Wind Velocity: 44.00 m/s (Ult.)
Detailer: Liam Robertson

Job Ref: 160724P
Scale: 1:100
Date: Tuesday, 16 August 2016
Sheet: 3 Of 5

pryda

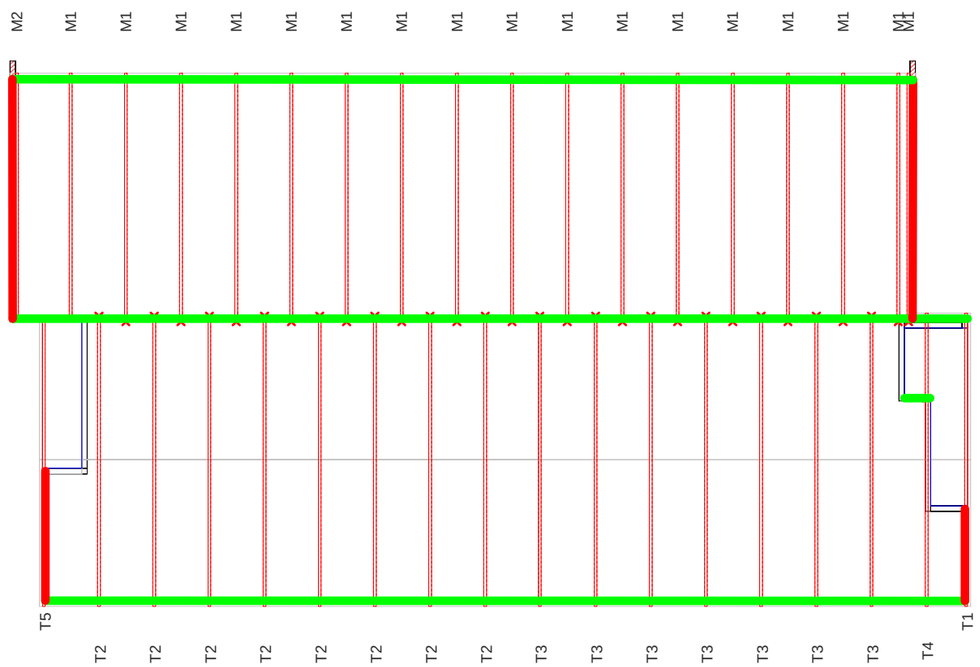


## WALLPLATE TO STUD - 1.7KN

Consent Doc. Ref. TP1

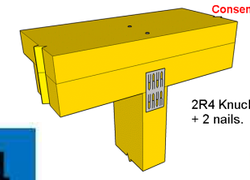

2R4 Knuckle Nailplate + 2 nails.

pryda

**TP1**

## WALLPLATE TO STUD - 2.5KN

Consent Doc. Ref. TP2

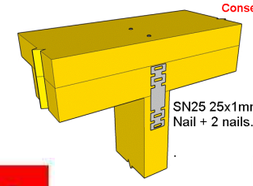

SN25 25x1mm Strap Nail + 2 nails.

pryda

**TP2**

## TOP PLATE TO STUD - 6.0kN

Consent Doc. Ref. TP3

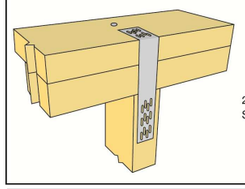

2 End Nails + SST Stud Tie

pryda

## WALLPLATE TO STUD - 4.4KN

Consent Doc. Ref. TP3

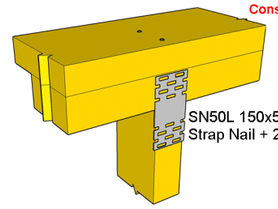

SN50L 150x50x1mm Strap Nail + 2 nails.

pryda

**TP3**

| Loaded Dimension (m) | Light Weight Roof Wind Zone | | | | |
|---|---|---|---|---|---|
| | L | M | H | VH | EH |
| 2.0 | TP0 | TP0 | TP1 | TP2 | TP3 |
| 3.0 | TP0 | TP1 | TP2 | TP3 | TP3 |
| 4.0 | TP0 | TP2 | TP3 | TP3 | TP3 |
| 5.0 | TP1 | TP2 | TP3 | TP3 | TP3 |
| 6.0 | TP2 | TP3 | TP3 | TP3 | TP3 |

FTMA NEW ZEALAND

Design Assumptions
1. Dry wall framing.
2. Framing MSG8 minimum
3. Studs at 600ctrs (reduce load by 33% if 400ctrs).
4. Truss spacing at 900ctrs.

TRUSS TECH

STUD to TOP PLATE FIXING DETAILS

Customer: NZCAD
Site Address: Glenfoyle
Northlake Development

Job Details:
Roofing: Longrun
Pitch: 30.00 Deg.
Truss Spacing: 900
Design Wind Velocity: 44.00 m/s (Ult.)
Detailer: Liam Robertson

Job Ref: 160724P
Scale: 1:100
Date: Tuesday, 16 August 2016
Sheet: 4 Of 5

pryda

Truss Tech Ltd ~ 20 Wolter Cres, Cromwell, , , Ph 03 445 4030, Fax 03 455 4031

| Delivery Details | QTY |
|---|---|
| - | - |
| - | - |
| - | - |
| - | - |

| Loose Timber | QTY |
|---|---|
| - | - |
| - | - |
| - | - |
| - | - |
| - | - |
| - | - |

Truss Connections

* All tie-downs use 2/90x3.15 dia Skew Nails unless otherwise noted.

| | |
|---|---|
| NC4 | 76 x 1/NPPC4 Purlin cleat |
| 2MG | 2 x 2/MGL Multigrip (long) |

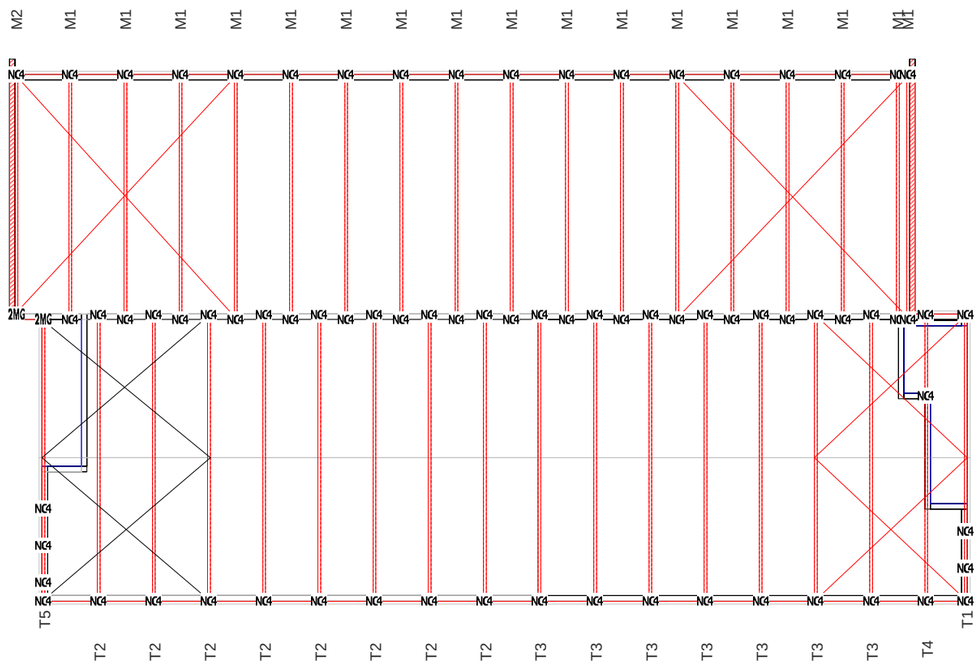


## Notes

If Ceiling Battens Are Not Being Direct Fixed To The Bottom Chord Of The Truss, Bottom Chord Restraints Will Be Required At 1800mm Crs Max.

Builder to read Pre-nail plans in conjunction with Architectural plans, please check all opening trim sizes & braces on site before enclosing.
If any variations please contact Truss Tech.

Truss Tech Ltd will not accept any charges for remedial work unless written authority is issued by Truss Tech Ltd before work is commenced.

TRUSS TECH

# TRUSS FIXINGS

Customer: NZCAD
Site Address: Glenfoyle
Northlake Development

Job Details:

| | |
|---|---|
| Roofing: | Longrun |
| Pitch: | 30.00 Deg. |
| Truss Spacing: | 900 |
| Design Wind Velocity: | 44.00 m/s (Ult.) |
| Detailer: | Liam Robertson |

Job Ref: 160724P
Scale: 1:100
Date: Tuesday, 16 August 2016
Sheet: 5 Of 5

FTMA NEW ZEALAND

pryda